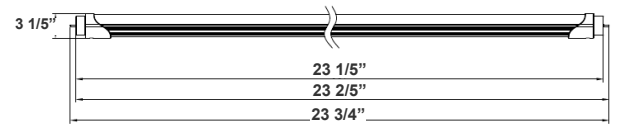


# T8 SERIES COMMERCIAL INDOOR LIGHTING

T8-EZ6-AHL-2FT-15W-40K-F  
T8-EZ6-AHL-2FT-15W-50K-F

Customer Name: \_\_\_\_\_  
Project Name: \_\_\_\_\_  
Note: \_\_\_\_\_ | Type: \_\_\_\_\_



Aluminum T8 Tube lamps switches from fluorescent tubes to LED, giving more cost efficiency by providing the same amount of lumen output with less energy consumption. Type B is designed for different projects. The LED tube offers a soft and bright light distribution.

**23 3/4"(L) X 3 1/5" (D)**

## Features

- Type A + B (Dual UL)
- Type A: With Existing Ballast - UL No. E366061
- Type B: Ballast Override (AC Direct), Connect One End or Both Ends (Dual Function) - UL No. E342884
- 5-Year Warranty
- Frosted PC Lens

## Technical Specifications

### Electrical:

- Voltage: 120-277V; 50/60Hz AC
- Power Factor: >0.90
- THD: <20%
- Wattage: 15W
- Efficacy: 110 LPW

### Lighting:

- No Mercury And Virtually No UV Emission.
- Total Lumens: 1650LM
- Color Temperatures: 4000K/5000K
- Color Rendering Index: CRI ≥ 80
- Beam Angle: 120°
- Rated life: 50,000 Hrs

### Mechanical:

- Base Type: G13
- Frosted PC Lens
- Aluminum Housing & PC lens
- Ambient Operating Temperature: -13°F to 113°F
- IP Rating: IP20 (Indoor)

### Applications:

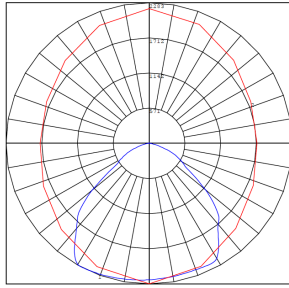
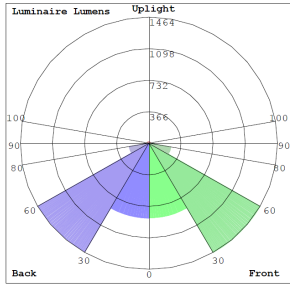
- Aluminum T8 Tube lamps switches from fluorescent tubes to LED, giving more cost efficiency by providing the same amount of lumen output with less energy consumption. Type B is designed for different projects. The LED tube offers a soft and bright light distribution.

### Other Models:

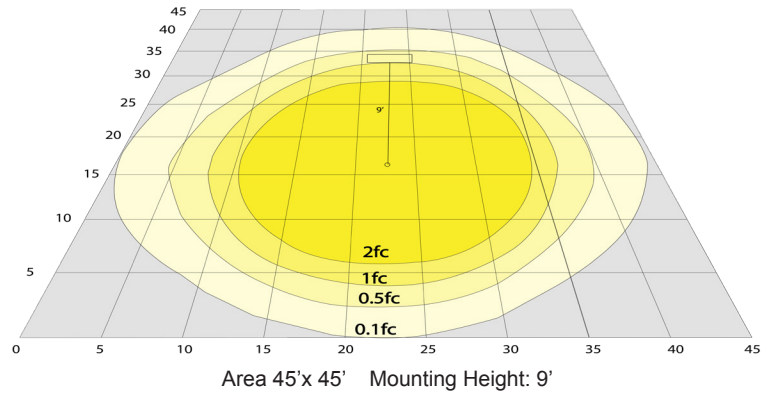
- 15W | 1650LM | T8-EZ6-AHL-2FT-15W-40K-C
- 15W | 1650LM | T8-EZ6-AHL-2FT-15W-50K-C



## Photometrics: T8-EZ6-AHL-2FT-15-F




BUG Rating: B2-U2-G1



## Other Views:



Side View



Front View



Back View

## Performance Table: T8-EZ6-AHL-2FT-15-F

MODEL NO.	Wattage	Voltage	Lumens	Color Temp.	BUG Rating	LPW
T8-EZ6-AHL-2FT-15W-40K-F	15W	120-277V	1650LM	4000K	B2-U2-G1	110
T8-EZ6-AHL-2FT-15W-50K-F	15W	120-277V	1650LM	5000K	B2-U2-G1	110

## Sample Ordering

Model Material Size Watt Color Temp. Lens Type

T8 - EZ6 - AHL - 2FT - 15W -  - F

40K = 4000K  
50K = 5000K

## Example:


1. T8-EZ6-AHL-2FT-15W-40K-F

(FOR 15W 4000K T8 2FT TUBE LAMP 120-277V)

## WIRING DIAGRAM:

### Type B Tube

1 Type B Single End Tube: Only used in mains power. Remove ballast in retrofit project.

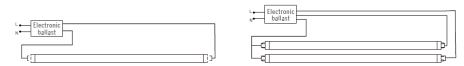


2 Type B Dual End Tube: Only used in mains power. Remove ballast in retrofit project.



### Type A+B Tube

1 Type A mode: Dual End, only works with electronic ballast.



2 Type B mode:




① Single End: Only used in mains power. Remove ballast in retrofit project. ② Dual End: Only used in mains power. Remove ballast in retrofit project.

## Other Models: T8-EZ6-AHL-2FT-15W-C (Clear Model)



Close-up View



Side View



Back View